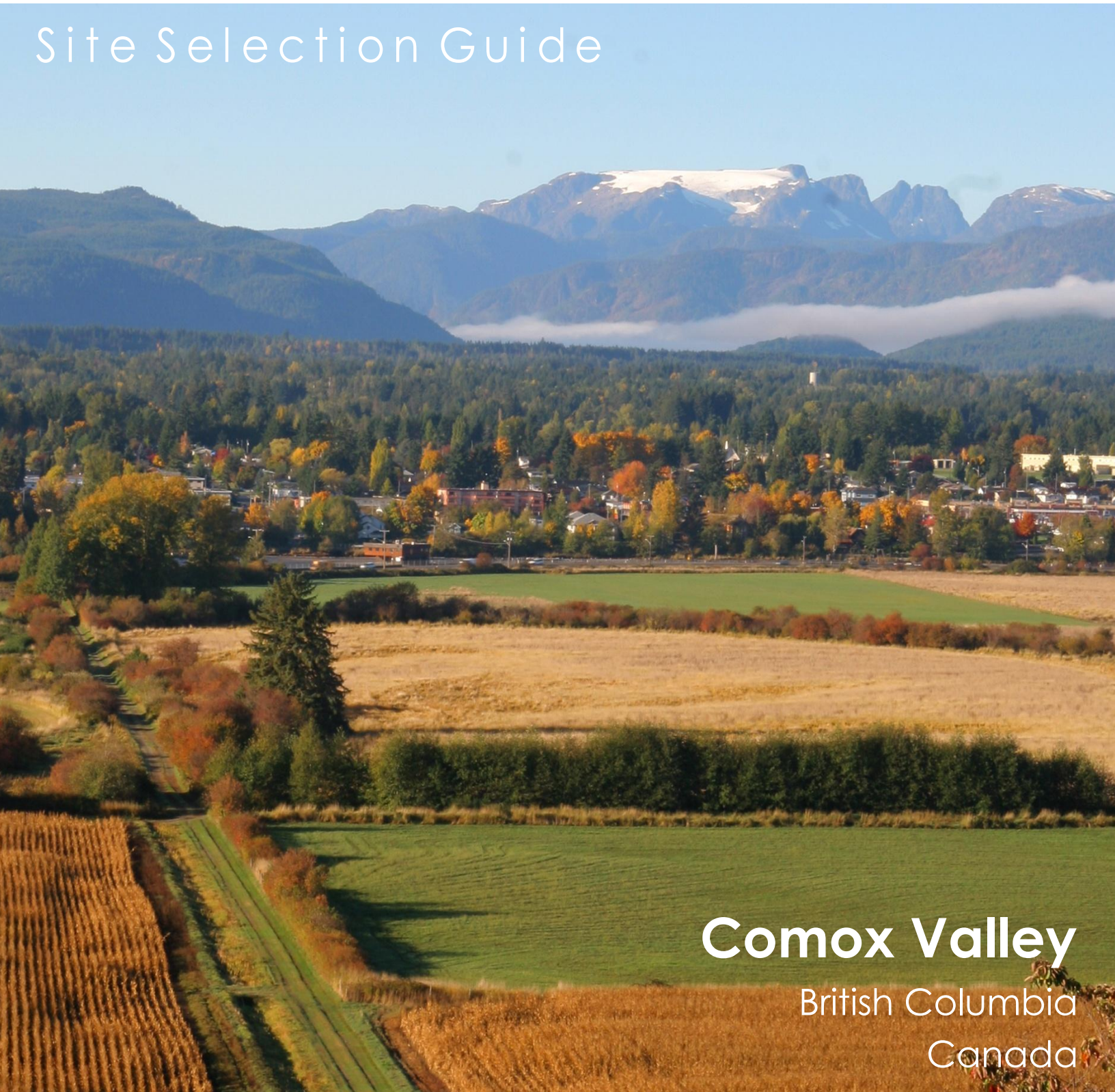


INVEST  
**comox** Wildly  
Sophisticated.  
Economically  
Unconventional. **valley**

# Site Selection Guide



**Comox Valley**  
British Columbia  
Canada

Prepared by  
**Linx**  **BC**  
BC's Economic Development Team

Comox Valley – Courtenay, Comox & Cumberland, British Columbia - Site Selector Database

Discover Comox Valley – *Wildly Sophisticated. Economically Unconventional.* .....3

**Demographics**.....4

    Population..... 4

    Household Income ..... 4

**Labour Force**.....5

    Employment by Sector..... 5

    Employment by Occupation - % Distribution..... 5

    Employment vs. Place of Residence ..... 6

    Unemployment Rate/Employment Rates..... 6

    Labour Participation Rate - % Distribution (Male/Female) ..... 6

**Payroll Costs**.....7

    Workers Compensation ..... 7

    Employment Insurance ..... 7

    Social Insurance (Canada Pension Plan) ..... 8

**Leading Employers**.....9

    Top Employers (2007) by Number of Employees ..... 9

**Labour Quality**.....10

    Workforce Education Attainment (25 – 64 years of age) ..... 10

    Closest Four Year Institutions ..... 11

    Closest Community and Technical Colleges..... 11

**Transportation**.....14

    Highways and Trucking ..... 14

    Distance to Major Centres ..... 14

    Motor Carriers/Trucks..... 14

    Railroads ..... 14

    Closest Commercial Airports..... 14

    General Aviation Airports ..... 15

    Closest Ports..... 15

    Custom Port of Entry in the Area ..... 16

    Warehouses ..... 16

    Couriers..... 17

**Utilities**.....18

    Water ..... 18

    Sewer ..... 20

    Electric Power ..... 21

    Natural Gas ..... 22

    Telecommunications..... 23

    Landfill & Waste Management ..... 24

    Nearest Licensed Hazardous Materials Disposal Site ..... 24

**Research Base**.....25

**Business Support Services** .....26

**Government** .....27

    City/Municipal..... 27

    Regional (similar to US County) ..... 27

    Provincial (similar to US State Government) ..... 27

    Premier (similar to US Governor)..... 28

    Provincial Government Representation (similar to US Government Representation) ..... 28

    Federal Government Representation (similar to US Congresspersons) ..... 28

    Senators (similar to US Senators) ..... 28

**Taxation** .....29

**Comox Valley – Courtenay, Comox & Cumberland, British Columbia - Site Selector Database**

Corporate Income Tax..... 29  
Personal Income Tax..... 29  
Sales/Use Tax ..... 29  
Property Tax..... 31  
Other ..... 32  
**International Resources ..... 33**  
    Business Associations..... 33  
    Financial ..... 33  
    Foreign Consulates..... 33  
    Languages ..... 33  
    Air Transportation Service ..... 34  
**Quality of Life ..... 35**  
    Climate ..... 35  
    Crime Rate..... 35  
    Culture and Recreation ..... 36  
    Sports ..... 36  
    Culture ..... 36  
    Schools ..... 37  
    Health..... 39

This document was produced in accordance with the new industry site selection standards (or template) for North America. These standards, which include over 1200 data elements, were developed by a joint committee comprised of members from the American Economic Development Council (AEDC), the Council for Urban Economic Development (CUED) and the Economic Developers Association of Canada (EDAC) along with six of the nation’s top corporate site selectors.

Contact

Economic Development Association of British Columbia  
Executive Director: Dale Wheeldon  
Tel: 604.858.7199  
Fax: 604.858.7345  
Email: [wheeldon@edabc.com](mailto:wheeldon@edabc.com)

Invest Comox Valley  
Economic Development Officer: John Watson  
Tel: 1-877-848-2427  
Fax: 250-334-2414  
Email: [john@investcomoxvalley.com](mailto:john@investcomoxvalley.com)

## Discover Comox Valley – *Wildly Sophisticated. Economically Unconventional.*

---



*With a central island location and critical transportation links, the Comox Valley is a dynamic nucleus of economic sectors and opportunities. Boasting abundant natural resources and land, coupled with a temperate climate and superb quality of life, the Comox Valley is a strategic business investment location.*

### **Incredible Accessibility and Diversity**

A thirty minute flight from Vancouver will bring you to the Comox Valley which is made up of the distinctive and colourful communities of Courtenay, Comox, Cumberland, the surrounding rural area, and the K'ómoks First Nation. To the East, the area encompasses the beautiful Strait of Georgia and to the West, the Strathcona Provincial Park. Literally, the Comox Valley goes from sea level to 10,000 feet of mountainous, alpine country in minutes.

### **Foundation for Success**

The Comox Valley is considered the mid-island regional hub boasting the Comox Valley International Airport (YQQ) (with the second longest runway in BC), mainland BC Ferry access, a regional Hospital, 19 Wing Canadian Air Force Base (the only Canadian Air Force base in BC), an excellent sea harbour, a regional post-secondary College, Mount Washington Alpine Resort and other renowned destination properties.

### **Unique Business Opportunities**

The Comox Valley economy is extensive and thriving. Distinct sectors include a year round tourism industry, agriculture and aquaculture, food and beverage processing, air transportation, knowledge-based and environmental technologies, strategic opportunities for the 2010 Olympic and Paralympic Winter Games, and value-added wood products.

### **Superior Living**

The climate is warm and moderate year round which makes the Valley perfect for day-to-day living. Winter months can find residents and tourists skiing during the day and playing golf in the afternoon. The Comox Valley communities are within 20 minutes of each other, and together offer diverse business advantages that have attracted investors from around the globe.

## Demographics

### Population

Population by Age Group Census	2001	% of Population	2006	% of Population	% Change from 2001
<b>Under – 19</b>	15,560	25.6	14,655	22.8	-2.8
<b>20 – 34</b>	18,450	30.3	8,460	13.2	-17.1
<b>35 – 54</b>	9,220	15.2	19,185	30	+14.8
<b>55-74</b>	12,850	21.1	15,925	24.8	+3.7
<b>75 – Older</b>	4,760	7.8	5,920	9.2	+1.4
<b>Total:</b>	<b>60,840</b>	<b>100%</b>	<b>64,155</b>	<b>100%</b>	<b>---</b>

Notes: Stats from 2001 show only Age 20-44 and 45-54; therefore, there is a variance in the comparison of years.

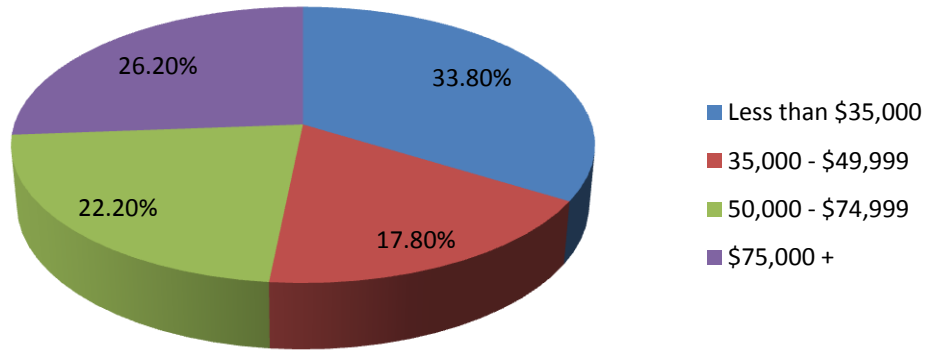
Source: Statistics Canada, 2006

### Household Income

Household Income	2001	2006	% Change from 2001
Number:	10,710	12,185	+13.7%
<b>Median Household Income</b>	<b>\$42,935</b>	<b>\$49,331</b>	<b>+14.8%</b>

Source: Statistics Canada, 2006

### Household Income - % Distribution (based on 2001 household income)



Source: Invest BC, Comox Valley, Household Income 2006

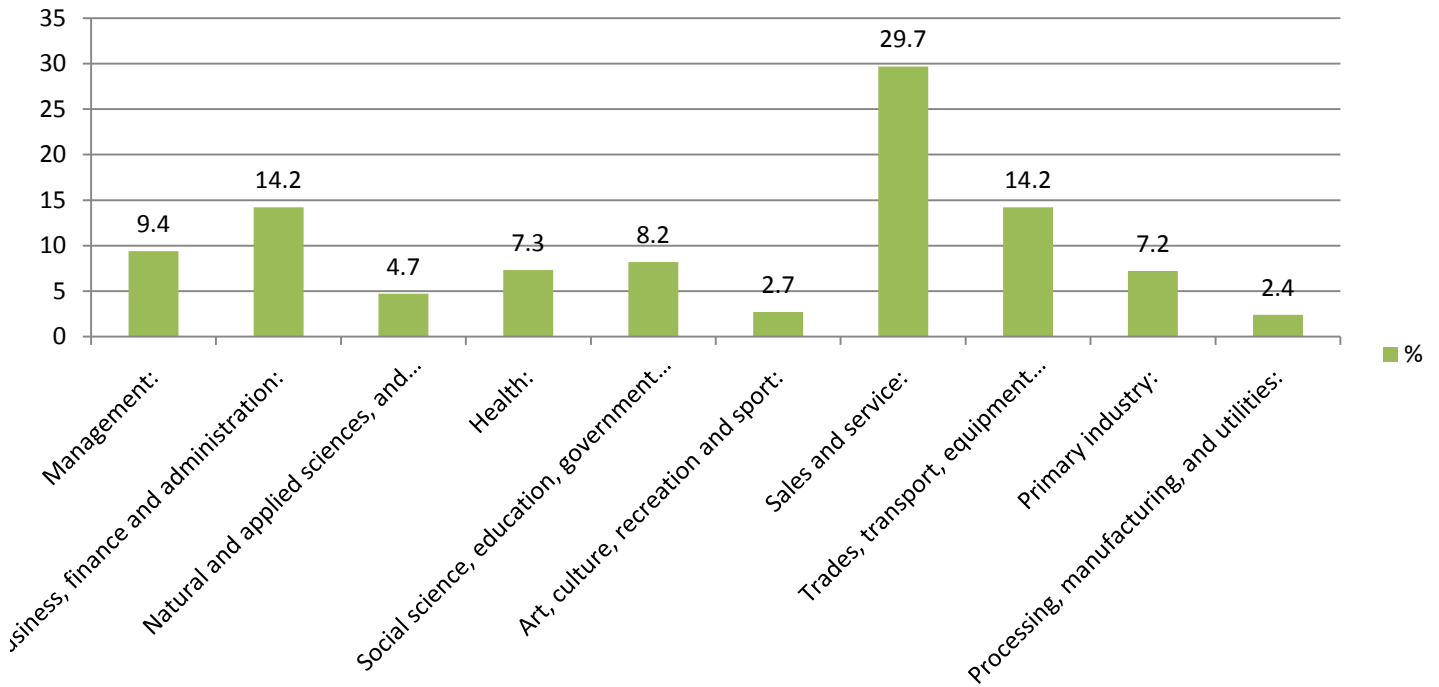
## Labour Force

### Employment by Sector

Sector (Industry)	Number	%
Agriculture and other resource based industries:	2,240	7.3
Construction:	2,515	8.2
Manufacturing:	1,330	4.4
Wholesale Trade:	555	1.8
Retail Trade:	4,285	14.0
Finance and Real Estate:	1,565	5.1
Health Care and Social Services:	3,815	12.5
Educational Services:	2,150	7.0
Business Services:	4,325	14.2
Other Services:	7,785	25.5
<b>Total:</b>	<b>30,565</b>	<b>100%</b>

Source: Statistics Canada, 2006 - Labour

### Employment by Occupation - % Distribution



Source: Statistics Canada, 2006 - Labour

### Employment vs. Place of Residence

Employed residents working in different	#
Census Division (Similar to US County):	405

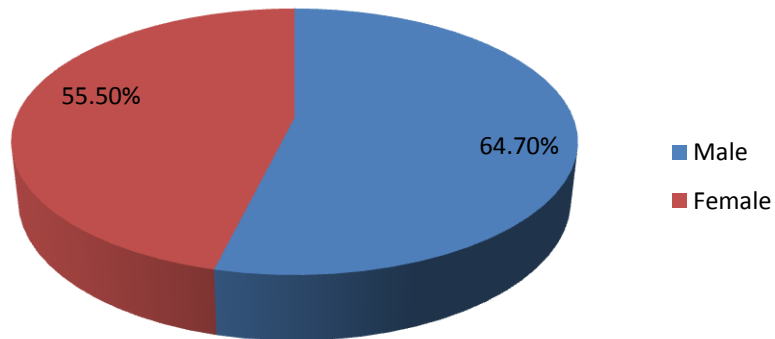
Source: Statistics Canada, 2006 – Place of Work Status

### Unemployment Rate/Employment Rates

	% of Population
Unemployment Rate:	6.2%
Labour Participation Rate:	60.0%

Source: Statistics Canada, 2006 – Labour

### Labour Participation Rate - % Distribution (Male/Female)



Source: Statistics Canada, 2006 – Labour force activity

## Payroll Costs

### Workers Compensation

		Notes
<b>Average Cost of All Manufacturing :</b> Per \$100 Payroll	\$1.56	All rates current as of January 2008. Rates set by employer's industrial activity. Applies up to a maximum gross earnings of \$68,500.
<b>Average Rate for Office Workers*:</b> Per \$100 Payroll <small>*WCB Industry Group FY04</small>	\$0.15	Typical range for business services operating in an office building. Applies up to a maximum gross earnings of \$68,500 per year.
<b>Maximum weekly Benefit (Net):</b> <small>*as per the 2008 net compensation table (based on \$66,500 annual gross earnings, 90% net weekly is \$871.39)</small>	\$871.39*	90% of net average earnings, based on maximum assessable earnings of \$68,500 per year. Represents lost wages only. Health care costs are typically covered as well. Paid by Workers' Compensation Board of BC.

Source: [WorkSafe British Columbia](#)

### Employment Insurance

		Notes
<b>Taxable Base:</b>	Gross Payroll	Maximum weekly insurable earnings \$42,300.
<b>Percentage Rate (Employer Premium)</b>		
<b>-Average Among Existing Employers:</b>	2.42%	Employer premium set at 1.4 times that of the employee premium.
<b>-Average Among New Employers:</b>	2.42%	Employer premium set at 1.4 times that of the employee premium.
<b>-Maximum Weekly Benefit:</b>	\$447.00	Paid by the Government of Canada (55% of insured earnings, representing the general benefit level)

Source: [Service Canada](#)

**Comox Valley – Courtenay, Comox & Cumberland, British Columbia - Site Selector Database**  
**Social Insurance (Canada Pension Plan)**

		Notes
<b>Taxable Base:</b>	Gross Payroll \$3,500	Based on annual gross salary up to \$46,300, basic exemption of \$3,500. Both employers and employees are required to contribute to the Canada Pension Plan (CPP)
<b>Employee/Employer Contribution Rate:</b>	4.95%	Employer premium equal to employee premium
<b>Maximum Annual Employer Contribution: Per Employee</b>	\$2,118.60	Employer contribution matches employee contribution.
<b>Self-employed Contribution Rate:</b>	9.9%	-
<b>Maximum Annual Self-employed contribution:</b>	\$4,098.60	-

Source: [Service Canada](#)

## Leading Employers

---

### Top Employers (2007) by Number of Employees

Sector	Company	Product/Service	Employment
Public	School District 71	Education	1,400
Public	19 wing CFB Comox	Air Forces	1,370
Public	St. Joseph's General Hospital	Healthcare	943
Public	Mount Washington Alpine Resort	Recreation	900
Public	North Island College	Education	470
Retail	Superstore	Grocery	300
Retail	Wal-Mart	Department Store	250
Retail	Thrifty Foods	Grocery	190
Retail	Safeway	Grocery	175
Public	Kingfisher Oceanside Resort and Spa	Spa/Resort	145
Public	City of Courtenay	Government	140
Public	Torry & Sons	Plumbing	125
Retail	Quality Foods	Grocery	124
Retail	Home Depot	Building Supplies	120
Public	Crown Isle Resort and Golf Community	Resort	105
Public	RCMP	Government	90
Retail	Canadian Tire	Hardware/Department Store	85
Public	Best Western, Westerly Hotel	Accommodation	80

Source: [Invest Comox Valley](#)

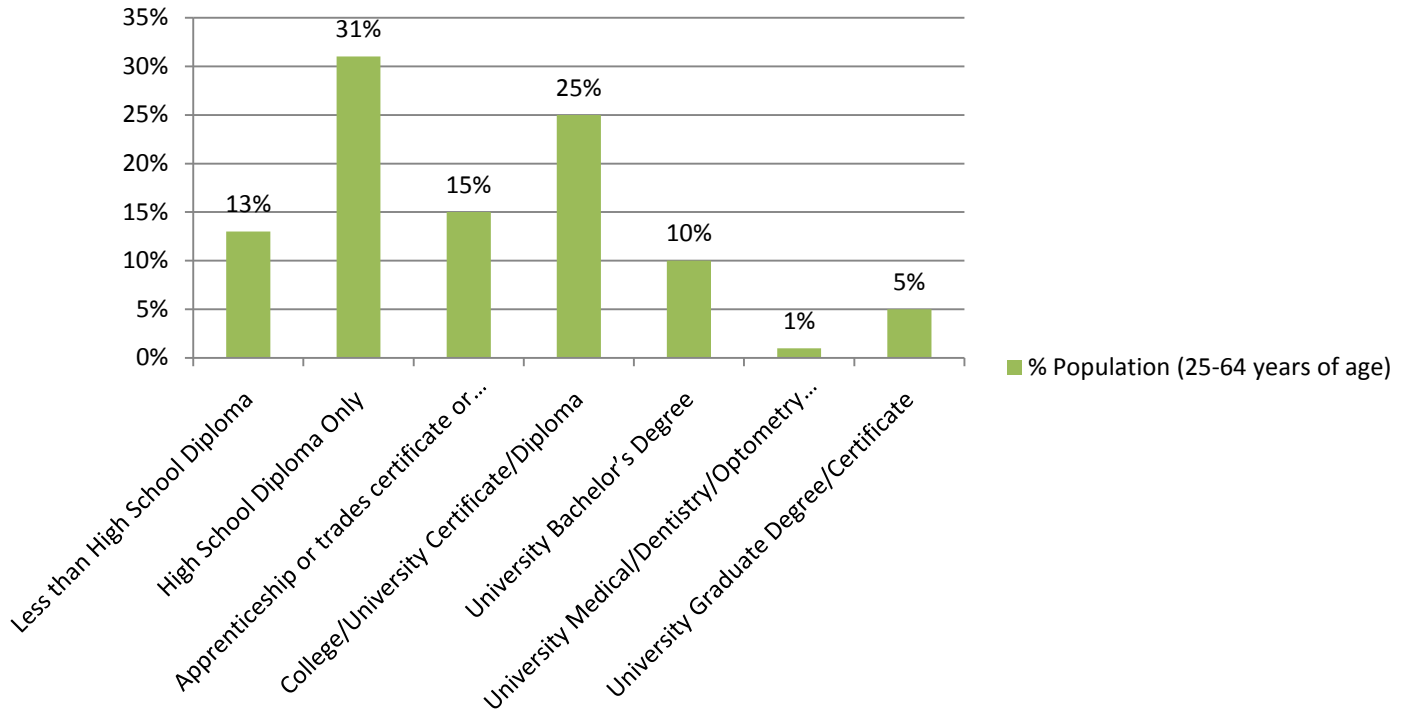
## Labour Quality

### Workforce Education Attainment (25 – 64 years of age)

	#
Less than High School Diploma	3,875
High School Diploma Only	8,970
Apprenticeship or trades certificate or diploma:	4,355
College/University Certificate/Diploma	7,235
University Bachelor’s Degree	2,870
University Medical/Dentistry/Optomety Degree	275
University Graduate Degree/Certificate	1,510

Source: Statistics Canada, Community Profiles from the 2006 Census, Comox Valley - Education

### Workforce Education Attainment - % Distribution



Source: [Statistics Canada, 2006 – Comox Valley](#)

## Closest Four Year Institutions

<b>Institution</b>	Vancouver Island University (VIU) – <i>formerly Malaspina University College</i>
<b>Campus/Address/Tel:</b>	Nanaimo Campus: 900 Fifth Street, Nanaimo, BC V9R 5S5 Tel: 250-753-3245 Toll-free: 1-888-920-2221
<b>Website:</b>	<a href="http://www.viu.ca">www.viu.ca</a>
<b>Driving Distance from Community:</b>	Cumberland to Nanaimo: 105 km/65 miles Courtenay to Nanaimo: 111 km/69 miles Comox to Nanaimo: 116 km/73 miles
<b>Enrolment</b>	
<b>Total:</b>	18,679 (all campuses) 12,378 (Nanaimo only)
<b>Full-Time:</b>	5,545 (Nanaimo campus)
<b>Part-Time:</b>	6,833 (Nanaimo campus)
<b>Undergrad F/T:</b>	N/A
<b>Graduate F/T:</b>	N/A
<b>Degrees Conferred UG/G:</b>	N/A

**Undergraduate Programs Offered:** Bachelor of Arts, Child and Youth Care, Bachelor of Arts, Majors and Minors, Bachelor of Education—Aboriginal Focus, Bachelor of Education—Concurrent Degrees, Bachelor of Education—Post Baccalaureate Degree (full-time), Bachelor of Fine Arts—Theatre, Bachelor of Fine Arts—Visual Art, Bachelor of Hospitality Management, Bachelor of Interior Design, Bachelor of Music in Jazz Studies, Bachelor of Natural Resource Protection, Bachelor of Science in Fisheries and Aquaculture, Bachelor of Science, Majors, Minors and Transfer, Bachelor of Science, Nursing, Bachelor of Tourism Management, Biology, Bachelor of Arts, Biology, Bachelor of Science, Business Administration (Bachelor Degree), Business, Bachelor of Arts.

**Graduate Programs Offered:** Master of Business Administration (MBA) / Master of Science in International Business (MScIB), Master of Education in Educational Leadership

Source: [www.viu.ca](http://www.viu.ca)

## Closest Community and Technical Colleges

<b>Institution</b>	Sprott-Shaw Community College
<b>Campus:</b>	Courtenay
<b>Address:</b>	9-468 29 <sup>th</sup> Street, Courtenay, BC
<b>Telephone:</b>	Tel: 250-897-0097
<b>Website:</b>	<a href="http://www.sprottshaw.com">www.sprottshaw.com</a>
<b>Distance from Community:</b>	In Community
<b>Enrolment</b>	
<b>Total:</b>	35
<b>Full-Time:</b>	35
<b>Part-Time:</b>	N/A
<b>Undergrad F/T:</b>	N/A
<b>Graduate F/T:</b>	N/A
<b>Degrees Conferred UG/G:</b>	N/A

## Comox Valley – Courtenay, Comox & Cumberland, British Columbia - Site Selector Database

**Undergraduate Programs Offered:** Degree Programs include Business Administration, Pre-Master of Business Administration, and Adv. Diploma in Business Administration. Diploma & Certificate Programs include studies in Business, Health Sciences & Social Development, Trades and Applied Technology, International Studies and Accelerated Programs in Business Management and E-Commerce.

**Graduate Programs Offered: N/A**

Source: [www.sprottshaw.com](http://www.sprottshaw.com)

<b>Institution</b>	Excel Career College
Campus:	Courtenay
Address:	Suite 203 – 1995 Cliff Ave, Courtenay, BC V9N 2L2
Telephone:	250- 334-2452
Toll free:	1-888-280-2452
Website:	<a href="http://www.excelcareercollege.com">www.excelcareercollege.com</a>
Distance from Community:	In Community

<b>Enrolment</b>	
Total:	45
Full-Time:	34
Part-Time:	11
Undergrad F/T:	N/A
Graduate F/T:	N/A
Degrees Conferred UG/G:	N/A

**Undergraduate Programs Offered:** Certificate and diploma programs offered in Business Management, Canadian Investment Planner, Digital Design for Print & Media, Financial Office Assistant, General Insurance Clerk, Health Care Office Assistance, IT Network & Repair, Legal Office Assistance, Professional Home Inspector, Basic Standards Training, Long Term Care Aide and Veterinary Medical Office Assistant. Tailored Corporate and Computer courses also available.

<b>Institution</b>	North Island College
Campus:	Comox Valley Campus
Address:	2300 Ryan Road, Courtenay, BC V9N 8N6
Telephone:	250-334-5000
Fax:	250-334-5018
Website:	<a href="http://www.nic.bc.ca">www.nic.bc.ca</a>
Distance from Community:	In Community

<b>Enrolment</b>	
Total:	N/A
Full-Time:	N/A
Part-Time:	N/A
Undergrad F/T:	N/A
Graduate F/T:	N/A
Degrees Conferred UG/G:	N/A

## Comox Valley – Courtenay, Comox & Cumberland, British Columbia - Site Selector Database

<b>Institution</b>	North Island College
Campus:	Campbell River Campus
Address:	1685 South Dogwood Street, Campbell River, BC V9W 8C1
Telephone:	250-923-9700
Fax:	250-923-9703
Website:	<a href="http://www.nic.bc.ca">www.nic.bc.ca</a>
Distance from Community:	30 minutes north

<b>Enrolment</b>	
Total:	N/A
Full-Time:	N/A
Part-Time:	N/A
Undergrad F/T:	N/A
Graduate F/T:	N/A
Degrees Conferred UG/G:	N/A

**Undergraduate Programs Offered:** Associate degrees: Arts & Science; four bachelor degrees: Liberal Arts and Nursing, both in collaboration with Vancouver Island University; Fine Art & Design in partnership with Emily Carr University of Art + Design; and, Business Administration.

**Graduate Programs Offered: N/A**

Source: [North Island College](http://www.nic.bc.ca)

<b>Institution</b>	Discovery Community College
Campus:	Campbell River
Address:	1325 Shoppers Row, Campbell River, BC V9W 2C9
Telephone:	Tel: 877-315-5241
Website:	<a href="http://www.discoverycommunitycollege.com">www.discoverycommunitycollege.com</a>
Distance from Community:	30 minutes north of Comox Valley

<b>Enrolment</b>	
Total:	N/A
Full-Time:	N/A
Part-Time:	N/A
Undergrad F/T:	N/A
Graduate F/T:	N/A
Degrees Conferred UG/G:	N/A

**Undergraduate Programs:** Certificate and Diploma Programs offered in Residential/Home Care Attendant, Community Support Worker, Dental Assistant, Medical and Dental Office Series, Practical Nurse Access, Business Management Series, Medical and Dental Office Series, Construction-Forming and Framing, Construction Interior Finishing & Renovations, Carpentry Level II

**Graduate Programs: N/A**

Source: [www.discoverycommunitycollege.com](http://www.discoverycommunitycollege.com)

## Transportation

### Highways and Trucking

<b>Highway Name:</b>	Highway #19 (Vancouver Inland Island Highway)
Highway Type:	Provincial
Highway Code:	19
Located Within Community:	Yes
Direction:	North/South

<b>Highway Name:</b>	Island Highway
Highway Type:	Provincial
Highway Code:	19A
Located Within Community:	Yes
Direction:	North/South

### Distance to Major Centres

Metro Area	Kilometres	Miles
Vancouver, British Columbia	120	70
Victoria, British Columbia	225	140

### Motor Carriers/Trucks

	#
Common Carriers Serving the Area:	6
Common Carriers with Local Terminals:	N/A

### Railroads

<b>Name</b>	VIA Rail Canada/E & N Rail
Main or Branch Line:	Branch
Shortline or National	Shortline
Switching Yard Located Within the Community:	In Nanaimo

### Closest Commercial Airports

Handling the largest commercial passenger and airfreight jets, the Comox Valley International Airport has regular daily flights connect to Vancouver, Calgary and Edmonton.

<b>Name:</b>	Comox Valley Airport (YQQ)
Hub Status:	Commercial
Located In the Community:	Yes
Hours of Operation:	5:30am – 11:00pm
Number of Runways	2
Runway Lengths	3,048 metres (10,000 feet)*; 1,524 metres (5,000 feet)
Helicopter Pad:	Yes
<u>Helicopter Companies Serving the Airport</u>	

## Comox Valley – Courtenay, Comox & Cumberland, British Columbia - Site Selector Database

- Passenger	Unscheduled
- Charter	-
- Air Cargo	Unscheduled
<b>Carriers (Names) Serving Airport</b>	
- Passenger	Transat Holidays, Central Mountain Air, Pacific Coastal, Westjet
- Air Cargo**	Westjet, Central Mountain Air and Pacific Coastal
- Charter	Transat Holidays
Approved Capital Expansion Plan:	-
Total Daily Non-Stops to all Cities Served:	0
Flights to Largest Cities Served:	Regular daily flights connect to Vancouver, Calgary and Edmonton
No. of Days Closed Due to Inclement Weather in the Past 3 Years:	1

\*The 10,000 foot runway is the second longest in British Columbia and where is full firefighting and rescue capabilities with the potential for 24-hour operation.

\*\* At present, the airport is able to handle fully loaded air cargo planes going to Asia. Comox Valley Airport Commission is presently undertaking a study to determine the feasibility of improved cargo service at YQQ Comox to facilitate the export of Vancouver Island's fish, agricultural and industrial products to world markets with its (length of) runway, Comox is the only airport on the Island capable of handling fully-laden large jet aircraft.

Source: [Comox Valley Airport](#)

### General Aviation Airports

<b>Name:</b>	Courtenay Airpark
Hub Status:	Municipal
Located Within the Community:	Yes
Hours of Operation:	-
Customs Port of Entry:	No
Full Instrumentation:	No
Number of Runways	1
Runway Lengths	545 metres (1,800 feet)
No. of Days Closed Due to Inclement Weather in the Past 3 Years:	N/A

Source: [Courtenay Airpark](#)

### Closest Ports

<b>Nearest Ocean Port:</b>	Nanaimo Port Authority
Location/City:	Nanaimo, BC
Located Within the Community:	No
<i>If Not</i>	
Driving Distance from Duncan:	51 km/31 miles
Type of Port:	Ocean
Channel Depth:	13 meters (43 feet)
Turning Basin:	Unlimited (minimum 8 meters, 26 feet deep)
Shallow Water Barging Facilities:	No
Deep Water Barging Facilities:	Yes
General Cargo Facilities:	Yes
Containerized Facilities:	Yes

## Comox Valley – Courtenay, Comox & Cumberland, British Columbia - Site Selector Database

Storage Facilities:	Yes
Highways Serving Port:	#1, #19A
Railways Serving Port:	E & N Railway

Source: [Nanaimo Port Authority](#)

### Custom Port of Entry in the Area

<b>Name:</b>	Comox Valley Airport
Type of Entry Point:	Airport
Location:	1250 Knight Row, Comox
Services Available:	CANPASS See <a href="#">Canada Border Services Agency</a> for details

<b>Name:</b>	Courtenay Airpark
Type of Entry Point:	Airport
Location:	1-111 20 <sup>th</sup> Street, Courtenay
Services Available:	CANPASS See <a href="#">Canada Border Services Agency</a> for details

### Warehouses

	#
No. of Bonded Warehouses*	0
No. of Public Warehouses	2

\* A bonded warehouse is a warehouse that is authorized by Customs authorities for storage of goods on which payment of duties is deferred until the goods are removed.

**Couriers**

<b>Name</b>	DanFoss Couriers & Freight
Latest Pick-Up Time:	3:30 pm
Earliest Delivery:	9:00 am
Next Day Delivery Guarantee:	Dependent on location
Saturday Delivery:	Dependent on location

Comments: Time and delivery territories are approximate; please call the service provider for specific information.

<b>Name</b>	DHL
Latest Pick-Up Time:	3:30 pm
Earliest Delivery:	9:00 am
Next Day Delivery Guarantee:	N/A
Saturday Delivery:	No

Comments: Time and delivery territories are approximate; please call the service provider for specific information.

<b>Name</b>	Purolator (Airborne is the American affiliate)
Latest Pick-Up Time:	3:00 pm
Earliest Delivery:	9:00 am, 10:30 am, 12:00 pm
Next Day Delivery Guarantee:	Yes
Saturday Delivery:	No

Comments: Time and delivery territories are approximate; please call the service provider for specific information.

<b>Name</b>	UPS Canada Ltd.
Latest Pick-Up Time:	1:00 pm
Earliest Delivery:	8:00 am, 10:30 am, 1:30 pm
Next Day Delivery Guarantee:	Yes
Saturday Delivery:	No

Comments: Time and delivery territories are approximate; please call the service provider for specific information.

## Utilities

---

### Water

#### Regional District Water System

##### Water Availability

Major Source:	Comox Lake
Percent of Population Served from this Source:	Approx 50%

##### Water Production

Rated Capacity:	Approx 9,092,180 m <sup>3</sup> annually by water license
Average Daily Demand:	Approx 22,465 m <sup>3</sup> per day
Peak Demand:	Approx 54,000 m <sup>3</sup> per day
Residential - Cost per 1,000 Gallons – Annual Fee:	-
Industrial - Cost per 1,000 Gallons	-
Water Connection Fee:	Depends on connection size. Minimum \$1,000.

Source: Comox Valley Regional District

#### Town of Comox

##### Water Availability

Major Source:	Comox Lake
Percent of Population Served from this Source:	100%

##### Water Production

Rated Capacity:	Depends on location
Average Daily Demand:	2008 total consumption = 2,506,820 m <sup>3</sup> = 6,849 m <sup>3</sup> per day
Peak Demand:	July 463,635 m <sup>3</sup> = 14,956 m <sup>3</sup> per day
Residential - Cost per 1,000 Gallons – Annual Fee:	Not metered – flat fee \$303 per year
Industrial - Cost per 1,000 Gallons	\$0.78/m <sup>3</sup>
Water Connection Fee:	50 mm connection \$2,900 (plus fill cost + pavement + sidewalk restorations)

#### City of Courtenay

##### Water Production

Rated Capacity:	Varies
Average Daily Demand:	635L/capita/day
Peak Demand:	3,000L/capita/day (peak hour expressed as daily flow)
Residential - Cost per 1,000 Gallons – Annual Fee:	Typically not metered, annual cost of \$184.00/unit
Industrial - Cost per 1,000 Gallons	See Bylaw No. 2495
Water Connection Fee:	Installation rates to vary based on size and type. User fees calculated based on consumption.

Comments: Please note that all properties in the City are charged a Water Frontages Tax.

Source: Source: [City of Courtenay](#), Engineering Department

**Village of Cumberland**

**Water Availability**

Major Source:	Allens Lake, 1 <sup>st</sup> , 2 <sup>nd</sup> , 3 <sup>rd</sup> & 4 <sup>th</sup> Dam
Percent of Population Served From This Source:	100%

**Water Production**

Rated Capacity:	194 million imperial gallons per day
Average Daily Demand:	551,665 imperial gallons per day
Peak Demand:	1 million imperial gallons per day
Residential - Cost per 1,000 Gallons	No data available
Industrial - Cost per 1,000 Gallons	No data available
Water Connection Fee for Industrial Users:	\$1,500 minimum charge

Source: Village of Cumberland

**Sewer****Regional District Water System****Sanitary Sewer**

Rated Capacity:	By permit, approx 18,500 m <sup>3</sup> per day
Average Daily Flow:	Approx 13,500 m <sup>3</sup> per day
Peak Demand:	-
Cost per 1,000 Gallons – Industrial Users:	-
Sewer Connection Fee for Industrial Users:	-

Source: Comox Valley Regional District

**Town of Comox****Sanitary Sewer**

Rated Capacity:	Depends on location
Average Daily Flow:	2008 total consumption 1,550,996 m <sup>3</sup> = 4,238 m <sup>3</sup> per day
Peak Demand:	January 180,125 m <sup>3</sup> = 5,810 m <sup>3</sup> per day
Cost per 1,000 Gallons – Industrial Users:	Min charge is > of \$207 per year or what they are billed for water
Sewer Connection Fee for Industrial Users:	180 mm connection \$1,000 (plus fill cost + pavement + sidewalk restorations)

Source: Town of Comox

**City of Courtenay****Sanitary Sewer**

Rated Capacity:	N/A
Average Daily Flow:	N/A
Peak Flow:	N/A
Cost per 1,000 Gallons – Industrial Users:	N/A – see Bylaw 1327 & 2520 for user fees
Sewer Connection Fee for Industrial Users:	Min \$2,000

Source: [City of Courtenay](#)**Village of Cumberland****Sanitary Sewer**

Rated Capacity:	8,000 cubic metres per day
Average Daily Flow:	2,300 cubic metres per day
Peak Flow:	8,082 cubic metres per quarter
Cost per 1,000 Gallons – Industrial Users:	No data available
Sewer Connection Fee for Industrial Users:	\$1,300 minimum charge

Source: Village of Cumberland

## Electric Power

[B.C. Hydro](#), a Crown Corporation of the Government of British Columbia, produces and distributes electricity within the Province and in the Comox Valley. The British Columbia Utilities Commission regulates BC Hydro. Two factors determine B.C. Hydro service rates, the service zone the customer is located in, and the total consumption level. The Comox Valley service zone is served mainly by hydroelectric (water) generation.

<b>Provider:</b>	BC Hydro
Company-Net Importer/Exporter of Power:	Net Exporter – BC Hydro generates 50,000 GWH of electricity annually, Vancouver Island capacity is 7,000 Megawatts.
% of Reserve Margin Including Generation & Net Purchases:	8% as per WSCC guidelines plus an additional 8% surplus
Average Electrical Service Availability Index	
- Most Recent Year:	99.974
- Last Five Years:	99.967
Name of Power Pool Membership:	Formal membership in WSCC, WSPP, Power Pool of Alberta (PPA), MAPP. Also active in SPP and CalPX
Source Electric Power Deregulated:	Wholesale competition allowed
<b>Residential Customers</b>	5.98 cents per Kwh for the first 1,350 Kwh they use over a two month billing period. Above that amount customers will pay 7.21 cents per Kwh for the balance of the electricity used during the billing period.
<b>Business Customers</b>	<b>Average Cost Per kWh</b>
<b>General Service under 35 kW for 2 months</b>	i.e. Small business such as stores, small warehouses, offices, auto repair shops.
- Basic Charge:	15.48 cents per day
- All kWh:	\$0.0736 kWh
- Minimum Charge:	The Basic Charge
- Rate Rider:	0.5% Rate Rider applied to all charges, before taxes and levies.
<b>General Service 35 kW and over for 1 month</b>	<b>i.e. Retail stores, medium industry, manufacturing, schools, office buildings, supermarkets.</b>
- Basic Charge:	15.48 cents per day
- Demand Charge:	First 35 kW for NIL Next 115 kW at \$3.77 per kW All additional kW at \$7.23 per kW
- Energy Charge:	First 14,800 kWh \$0.0736 per kWh All additional kWh \$0.0354 per kWh
- Discounts:	1.5% on entire bill if customer’s electricity is metred at primary potential \$0.25 per kW if customer supplies transformation from a primary to a secondary potential. If a customer is entitled to both discounts the 1.5% discount is applied first.
- Minimum Charge:	50% of the highest maximum demand charge billed in any month within an on-peak period (1 November to 31 March)

	inclusive) during the preceding 11 months.
- Rate Rider:	0.5% Rate Rider applied to all charges, before taxes and levies.
<b>Industrial: Transmission Service</b>	<b>i.e. Mines, chemical plants, large sawmills, pulp and paper mills, large manufacturing.</b>
- Demand Charge:	\$5.036 per kVA of billing demand
- Energy Charge:	\$0.02462 per kWh applied to all kWh up to and including 90% of the customer’s baseline load (CBL) in each billing year. \$0.07360 per kWh applied to all kWh above 90% of the CBL in each billing year.
- Minimum Charge:	\$5.036 per kVA of billing demand per billing period.
- Rate Rider:	0.5% Rate Rider applied to all charges, before taxes and levies.

Source: [www.bchydro.com](http://www.bchydro.com)

## Natural Gas

[Terasen Gas](#) provides gas services to the Comox Valley. Terasen Gas is a wholly owned subsidiary of Kinder Morgan, one of the largest energy transportation, storage and distribution companies in North America. The company owns and operates the 565-KM pipeline that transports natural gas from the Mainland to Vancouver Island.

<b>Name of Provider:</b>	Terasen Gas
<b>Rate Territory:</b>	<b>Vancouver Island</b>
Firm Contract Rates:	Yes - Available for large volume commercial, institutional, multi-family and other accounts with an annual consumption of approximately 5,000 GJ or more. See <a href="#">Lower Mainland/Squamish – Rate 5</a> for details.
<b>Type of Customer:</b>	<b>Residential</b>
Fixed Basic Monthly Charge:	\$10.50 per month
Energy Charge:	\$14.325 per GJ
Sample Annual Bill:	\$965 (based on 59 GJ)
<b>Type of Customer:</b>	<b>Small Commercial Customers (0-199 GJ/Year)</b>
Fixed Basic Monthly Charge:	\$9.45 per month
Energy Charge:	\$16.940 per GJ
Sample Annual Bill:	\$1,474 (based on 80 GJ)
<b>Type of Customer:</b>	<b>Small Commercial Customers (200-599 GJ/Year)</b>
Fixed Basic Monthly Charge:	\$33.53 per month
Energy Charge:	\$16.455 per GJ
Sample Annual Bill:	\$5,546 (based on 313 GJ)
<b>Type of Customer:</b>	<b>Large Commercial Customers (600-1999 GJ/Year)</b>
Fixed Basic Monthly Charge:	\$61.00 per month
Energy Charge:	\$13.353 per GJ
Sample Annual Bill:	\$13,148(based on 930 GJ)
<b>Type of Customer:</b>	<b>Large Commercial Customers (2000-5999 GJ/Year)</b>
Fixed Basic Monthly Charge:	\$97.82 per month
Energy Charge:	\$12.311 per GJ
Sample Annual Bill:	\$30,251(based on 2,362 GJ)

## Telecommunications

Telephone service in the Comox Valley include wireless highspeed data, Internet and computer support systems. There are over 33,000 telephone access lines in the Valley and a full fiber-optic network, with capabilities able to exceed 100-megabit service speeds. The Comox and Courtenay areas within the Comox Valley have fully digital telephone services as well as highspeed access, ISDN digital service connections: Microlink and Mega Link. Courtenay and Comox also have Megaroute IX DS-1 Megaroute IX DS-0 and Megaroute Basic Service Extension, and Data Dial 56, multi-channel capabilities.

Telus is the main telecommunications service provider in the area.

<b>Name of Provider:</b>	Telus	Shaw
Address:	#5 – 3777 Kingsway, Burnaby, BC V5H 3Z7	1591 McPhee Ave Courtenay BC V9N 3A6
Website:	<a href="http://www.telus.com">www.telus.com</a>	<a href="http://www.shaw.ca">www.shaw.ca</a>
Contact #:		
- For residential enquiries:	310-2255	334-0888
- For business enquiries:	310-3100	
Service Characteristics of the Office:		
- Switch Technology:	Digital	Yes
- Fiber Service Provided:	Yes	Not to the customers home
- 100 Mbps LAN Service Available:	Yes	Dependent on the customer
- Monitoring - Remotely or On-Site:	Remotely	Monitoring for major outages.
- ISDN Available:	Yes	No
- ADSL Available:	Yes – dependent on location	No
- ADSL Available from this Switch:	Yes – dependent on location	No
- Central Office on Self-Healing Fiber Ring:	-	Not sure
- Dual Feed from Two Separate Switching Offices:	No	Yes
- Multiple Route Diversity:	Yes	Yes

Note: To verify specific service requirements/information in the Comox Valley, please contact the telecommunication service provider area manager.

Source: [www.telus.com](http://www.telus.com) and [www.shaw.ca](http://www.shaw.ca)

## Landfill & Waste Management

Various locations exist throughout the Valley for waste disposal. Recycling has always been an important issue for residents and many companies operate programs designed to reduce waste. The Comox Valley Regional District strongly promotes the use of the many recycling facilities throughout the region.

<b>Landfill Name:</b>	Comox Valley Waste Management Centre <i>(formerly Pigeon Creek)</i>
<b>Location:</b>	Bevan Road, Cumberland, BC Tel: 250-334-6000
<b>Capacity Left at Current Site:</b>	N/A
<b>Plans for new Capacity:</b>	Yes

Source: [Comox Valley Regional District](#)

## Nearest Licensed Hazardous Materials Disposal Site

<b>Name of Site:</b>	N/A
<b>Number of Hazardous Materials Drop-off Sites:</b>	N/A
<b>No. of Licensed Hazardous Waster Haulers Serving the Area:</b>	21 - See <a href="#">Hazardous Waste Transport Licences</a>

Source: [Invest Comox Valley, Statistical Profile, 2007](#)

## Research Base

---

<b>Name of Centre:</b>	Vancouver Island University
<b>Affiliation:</b>	University
<b>Research Specialty:</b>	Applied environmental Research lab, Centre for Digital Humanities Innovation (CDHI), The Centre for Shellfish Research, Innovation & Development Corporation (IDC), Institution for Coastal Research, International Centre for Sturgeon Studies.
<b>Annual Funding:</b>	\$98 million
<b>Employment</b>	
- Research & Development:	All departments undertake various forms of R&D
- Total:	1,000

Source: [VIU](#)

## Business Support Services

---

<b>Number of Business Support Services:</b>	<b>#</b>
Machine Shop (Tool and Die):	3
Welding:	11
Office Equipment Service & Repair:	3
Temporary Employment Services:	2
No. of Import/Export Brokers:	1
No. of International Courier Services:	4
No. of Freight Forwarders:	4

Source: [Invest Comox Valley](#)

## Government

### City/Municipal

#### Town of Comox

Form (Structure):	Mayor & Council under the Local Government Act
No. of Elected Officials:	7 (Mayor + 6 Councillors)
Mayor	Paul Ives
- Year Elected:	November 2008
- Next Election Date:	November 2011
City Manager/Chief Administrative Officer (CAO):	Richard Kanigan

Source: [Town of Comox](#)

#### City of Courtenay

Form (Structure):	Mayor & Council under the Local Government Act
No. of Elected Officials:	7 (Mayor + 6 Councillors)
Mayor	Greg Phelps
- Year Elected:	November 2008
- Next Election Date:	November 2011
City Manager/Chief Administrative Officer (CAO):	Sandy Gray

Source: [City of Courtenay](#)

#### Village of Cumberland

Form (Structure):	Mayor & Council under the Local Government Act
No. of Elected Officials:	5 (Mayor + 4 Councillors)
Mayor	Frederick George Bates
- Year Elected:	November 2008
- Next Election Date:	November 2011
City Manager:	Anja Nurvo

Source: [Village of Cumberland](#)

### Regional (similar to US County)

<b>Name of Regional District:</b>	Comox Valley Regional District
Form (Structure):	Board of Directors (three year term)
No. of Elected Officials:	9
Top Elected Officials	
- Board Chair:	Fred Bates (Chair is elected annually)
- Year Elected:	November 15, 2008
- Next Election Date:	November 15, 2011
Regional District Manager (CAO):	Debra Oakman

Source: [Comox Valley Regional District](#)

### Provincial (similar to US State Government)

#### Government of British Columbia

Form (Structure):	British Parliamentary
No. of Elected Officials:	79
How often does the legislature convene:	In 2009 – Feb, Mar, Apr, May, Oct, Nov

Source: [www.gov.bc.ca](http://www.gov.bc.ca)

### Premier (similar to US Governor)

<b>Name:</b>	Gordon Campbell
<b>Party Affiliation:</b>	British Columbia Liberal Party
<b>Year Elected:</b>	May 2005
<b>Current Term Expiration:</b>	May 17, 2009
<b>Allowed to Run for Another Term:</b>	Yes
<b>Next Election Date:</b>	May 17, 2009

Source: [www.gov.bc.ca/premier](http://www.gov.bc.ca/premier)

### Provincial Government Representation (similar to US Government Representation)

<b>Name of MLA:</b>	To be appointed (MLA Stan Hagen recently passed away)
<b>Total Members of Legislative Assembly:</b>	1
<b>Electoral District</b>	Comox Valley
<b>Party Affiliation:</b>	BC Liberal Party

Source: [Legislative Assembly of British Columbia](http://Legislative Assembly of British Columbia)

### Federal Government Representation (similar to US Congresspersons)

<b>Name of MP:</b>	John Duncan
<b>Electoral District:</b>	Vancouver Island North
<b>Year Elected:</b>	2008
<b>Current Term Expiration Date:</b>	On or before 4 years
<b>Next Election Date:</b>	Monday, October 19, 2009
<b>Party Affiliation:</b>	Conservative

Source: [Parliament of Canada](http://Parliament of Canada)

### Senators (similar to US Senators)

<b>No. of Appointed Officials:</b>	In Canada, there are ordinarily 105 Senators appointed by the Governor General on the advice of the Prime Minister. Senators are chosen to represent the various provinces and territories of Canada and are appointed until the age of 75.
------------------------------------	---------------------------------------------------------------------------------------------------------------------------------------------------------------------------------------------------------------------------------------------

## Taxation

### Corporate Income Tax

	Small Business	Manufacturing	Non-Manufacturing
<b>Federal</b>			
- Rate	11.0%	19.5%	19.5%
- Formula (e.g. Sales, Property & Payroll)	n/a	n/a	n/a
- Accelerated Depreciated Permitted	Yes	Yes	Yes
<b>Provincial</b>			
- Rate	3.5%	11.0%	11.0%
- Formula (e.g. Sales, Property & Payroll)	Sales & Payroll	Sales & Payroll	Sales & Payroll
- Accelerated Depreciated Permitted	No	No	No
<b>Local</b>			
British Columbia has no local corporate income taxes			
<b>Total Federal and Provincial Corporate Income Tax</b>	<b>14.5%</b>	<b>30.5%</b>	<b>30.5%</b>

### Personal Income Tax

	Federal	State/Provincial	Local
Earned Income:	15 – 29%	5.24 – 14.7%	0%
Unearned Income (e.g. Dividend):	0.0% – 14.55%	0.00% - 3.92%	0%
Capital Gains:	7.5 – 14.5%	2.08 – 7.35%	0%

### Sales/Use Tax

	Rate	Notes
Federal Goods and Service Tax (GST):	5%	GST on business inputs is fully recoverable.
Provincial (State) Sales Tax (PST):	7%	0% for production machinery and equipment for eligible manufacturers.
Local:	0%	BC has no local sales tax.
Total (Effective Combined Rate) Business:	7%	Net of GST 0% for production machinery and equipment for eligible manufacturers.

### Sales Tax Rate by Utility

	Rate	Notes
Electric Power:	7%	GST is fully recoverable
Natural Gas:	7%	GST is fully recoverable
Fuel Oil:	7%	GST is fully recoverable
Water:	0%	GST is fully recoverable
Sewer:	0%	GST is fully recoverable
Hazardous Waste Disposal:	7%	GST is fully recoverable

**Telephone Subject to Sale/Use Tax**

	Yes/No	Rate	Notes
Local:	Yes	7%	GST is fully recoverable
Long Distance In State:	Yes	7%	GST is fully recoverable
Long Distance Out of State:	Yes	7%	GST is fully recoverable

Comments: Toll free service is not subject to sales tax.

**Machinery and Equipment Subject to Sales/Use Tax**

	Yes/No	Rate	Notes
Production:	No	0%	GST is fully recoverable
Non-Production:	Yes	7%	GST is fully recoverable
Pollution Control:	Yes	7%	GST is fully recoverable
Office Furniture/Fixtures/Equipment:	Yes	7%	GST is fully recoverable

Notes:

- 1) Equipment used in software development is exempt.
- 2) Equipment used in manufacturing and processing is exempt.

**Sales/Use Tax on Tangible Property**

	Yes/No	Rate	Notes
Office Building Construction Materials:	Yes	7%	GST is fully recoverable
Industrial Building Construction Materials:	Yes	7%	GST is fully recoverable
Manufactures' Raw Materials:	No	0%	GST is fully recoverable
Standard Software:	Yes	7%	GST is fully recoverable
Custom Software:	Yes	7%	-

**Sales/Use Tax on Intangible Property**

	Yes/No	Rate	Notes
Accounts Receivable:	No	0%	-
Capital Stock:	No	0%	-
Stock/Bond Transaction Fee:	No	0%	-

## Property Tax

## Real Property Tax Rates per \$1,000 of Assessed Property (Land and Buildings) – Municipal

NOTE: For all communities in British Columbia – 2009 Tax Rates will be approved May 14, 2009.

## Town of Comox – 2008 Rates

Levy	Residential	Utilities	Major Industry	Light Industry	Business	Managed Forest Land	Rec/Non-profit	Farm
<i>Municipal Multiplier</i>		8.56x	4.69x	4.69x	4.41x	N/A	1.76x	1x
Municipal	2.5915	22.2758	12.3490	12.3490	10.8742	N/A	4.9357	2.5915
School	2.2316	14.2000	9.3000	6.8000	6.8000	N/A	3.6000	6.8000
Regional District	0.6550	5.6304	3.1214	3.1214	2.7485	N/A	1.2475	0.6550
Hospital District	0.5627	1.9695	1.9132	1.9132	1.3786	N/A	0.5627	0.5627
Regional Library	0.1842	1.5833	0.8778	0.8778	0.7729	N/A	0.3508	0.1842
BCAA	0.0615	0.4787	0.4787	0.1944	0.1944	N/A	0.0615	0.0615
MFA	0.0002	0.0005	0.0005	0.0005	0.0001	N/A	0.0002	0.0002
<b>Total</b>	<b>6.2867</b>	<b>46.1382</b>	<b>28.0406</b>	<b>25.2563</b>	<b>22.7687</b>	<b>N/A</b>	<b>10.7584</b>	<b>10.8551</b>

Source: [Town of Comox](#)

## City of Courtenay – 2008 Rates

Levy	Residential	Utilities	Major Industry	Light Industry	Business	Managed Forest Land	Rec/Non-profit	Farm
General-Municipal	2.9563	20.6941	11.8252	11.8252	9.9036	N/A	2.9563	2.9563
General-Debt	0.3630	2.5412	1.4521	1.4521	1.2161	N/A	0.3630	0.3630
Library	0.1624	1.1365	0.6494	0.6494	0.5439	N/A	0.1624	0.1624
Regional District	0.6483	4.5383	2.5933	2.5933	2.1719	N/A	0.6483	0.6483
Hospital District	0.5741	2.0092	1.9518	1.9518	1.4064	N/A	0.5741	0.5741
MFA	0.0002	0.0005	0.0005	0.0005	0.0001	N/A	0.0002	0.0002
BCAA	0.0615	0.4787	0.4787	0.1944	0.1944	N/A	0.0615	0.0615
School-Residential	2.2316	-	-	-	-	-	-	-
School-Non-Residential	-	14.2000	9.3000	6.8000	6.8000	N/A	3.6000	6.8000
<b>Total</b>	<b>6.9974</b>	<b>45.5985</b>	<b>28.2510</b>	<b>25.4667</b>	<b>22.2364</b>	<b>N/A</b>	<b>8.3658</b>	<b>11.5658</b>
BCBIA	-	-	-	1.5154	1.5154	-	-	-

Source: [City of Courtenay](#)

## Village of Cumberland – 2008 Rates

Levy	Residential	Utilities	Major Industry	Light Industry	Business	Managed Forest Land	Rec/Non-profit	Farm
General-Municipal*	3.9156	38.8171	6.6539	6.6539	7.5834	7.3601	4.1585	4.5474
Regional District	0.7372	7.3082	1.2527	1.2527	1.4277	1.3857	0.7829	0.8562
Hospital District	0.5713	1.9996	1.9424	1.9424	1.3997	1.7139	0.5713	0.5713
<b>Total</b>	<b>5.2241</b>	<b>48.1249</b>	<b>9.8490</b>	<b>9.8490</b>	<b>10.4108</b>	<b>10.4597</b>	<b>5.5127</b>	<b>5.9749</b>

\*Includes Library

Source: [Village of Cumberland](#) - Finance Dept.

**Property Tax Rates per \$100 Assessed Personal Property (M&E, Inventory, Other) Municipal**

**Note: BC does not have Personal Property Taxes**

**Provincial Property Tax Effective Rate per \$1,000**

	Rate
Real Property:	0%
Personal Property (Machinery/Equipment)	0%

**Subject to Personal Property Tax**

	Yes/No	Rate
Production Machinery and Equipment:	no	0%
Non-Production Machinery and Equipment:	no	0%
Pollution Control:	no	0%

**Inventory**

-Raw Materials:	no	0%
-Work in Progress:	no	0%
-Finished Goods:	no	0%

**Freeport Legislation**

-Applicable to Warehousing:	no	0%
-Applicable to Manufacturing:	no	0%
-Goods Stored in Public Warehouse:	no	0%

**Office Furniture-Fixture**

-Computer Equipment:	no	0%
-Workstations:	no	0%
-Telephones:	no	0%
-Furniture:	no	0%
-Company Vehicles:	no	0%
Standard Software:	no	0%
Custom Software:	no	0%

**Other**

**Local Occupation Tax (Paid by Employer)**

	Rate	Basis
City Residents:	0%	N/A
Non-City Residents:	0%	N/A

**Local Wage Tax (Paid by Employer)**

	Rate	Basis
City Residents:	0%	N/A
Non-City Residents:	0%	N/A

**Gross Receipts Tax Rate by Type of Business:**

**Note: BC does not tax Gross Receipts**

## International Resources

---

### Business Associations

<b>Business Associations:</b>	Comox Valley Chamber of Commerce
Country Orientation:	Canada
Contact Name:	Diane Hawkins
Title:	Executive Director
Address:	2040 Cliffe Avenue
City:	Courtenay
Postal Code:	V9N 2L3
Phone Number:	250-334-3234
No. of Members:	N/A

Source: [Comox Valley Chamber of Commerce](#)

### Financial

# of Banks

Foreign Banks	0
-With Branches or Offices in the Area:	
Canadian Banks in the Area	-
-With International Departments	
US Banks in the Area	0
-With International Departments:	

### Foreign Consulates

There are approximately 70 [foreign consulates](#) located in Vancouver, BC.

### Languages

#### Languages Spoken

Total Population:	63,595
Knowledge of Official Languages	
- English Only:	71,815
- French Only:	40
- English and French:	6,000
- Neither English Nor French:	215
Estimated Number of Bi-Lingual Individuals:	9.4%
Estimated Number of Multi-Lingual Individuals:	N/A
Languages Spoken:	English, Chinese, French, Vietnamese, German, Korean, Spanish, Polish, Turkish
Schools with Instruction Solely in Another Language:	-
No. of Language Translation Firms in the Area:	-

Source: Statistics Canada 2006

## Air Transportation Service

**Largest International Airport** Vancouver International Airport (YVR)

Distance to Airport : 98 km /61 miles

No. of Weekly Non-Stop Flights to:

-Asia: average of 99 / week

-Europe: average of 63 / week

-Mexico: average of 23 / week

-United States: average of 535 / week

Comments: YVR is Canada’s second busiest airport, with some 16.9 million passengers (including same plane transit), approximately 222,900 tonnes of cargo and 270,000 take-offs and landings in 2006.

Source: YVR Destinations Guide 2008

**Closest International Airport** Comox International Airport (YQQ)

Distance to Airport: In Comox

No. of Weekly Non-Stop Flights to:

-Asia: 0

-Europe: 0

-Mexico: 0

-United States: 0

Weekly Non-Stop Flights to: Regular daily flights connect to Vancouver, Calgary and Edmonton

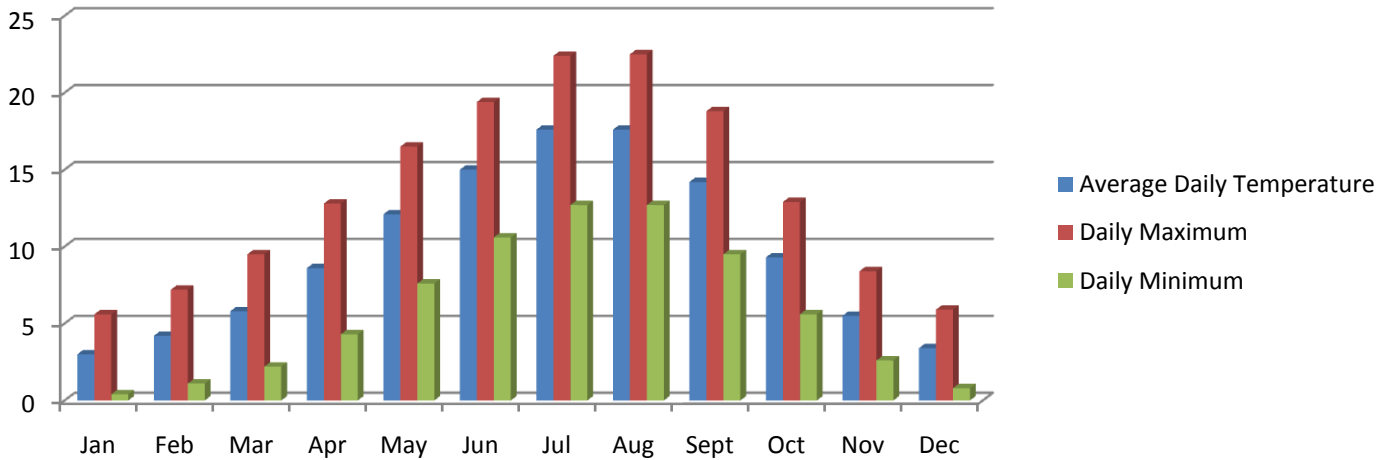
Source: [Comox Valley Airport](#)

## Quality of Life

### Climate

**Location** **Comox**  
 Latitude: 49° 43.200'N  
 Longitude: 124 ° 54.000'W

#### Average Temperatures in Degrees Celsius by Month



**Annual Average Temperature** **9.7°C**  
 Daily Maximum: 13.5°C  
 Daily Minimum: 5.8°C

**Annual Average Precipitation** **1179 mm**  
 Rainfall: 1100.3 mm  
 Snowfall: 74 cm

**Wind Speed (Annual Average)** 12.5 km

Station Location: Comox

**Elevation (Above Sea Level)** 25.6 m  
 Source: Environment Canada – Canadian Climate Normals – 1971-2000

### Crime Rate

Crime Rate per 100,000 inhabitants: 93  
 Source: [www.bcstats.gov.bc.ca](http://www.bcstats.gov.bc.ca)

## Culture and Recreation

#

No. of Enclosed Regional Malls:	2
No. of Religious Institutions	32

## Sports

No major/minor college/professional teams in the Comox Valley Regional District.

## Culture

### Top Five Annual Event

Event Date

Vancouver Island Music Festival	July 10-12
Filberg Festival	July 31
The Big Time Out	August 14-17
Taiwanese Lantern Festival	March 21-28
Alpine Food Festival	September 11-12

### No. of Cultural Places & Amenities

#

Museums:	4
Dance Companies:	0 (Dance Schools 4)
Symphony Orchestras:	0
Opera Companies:	0
Theatre Companies:	2

### Recreational Outlets (Within a 2-Hour Drive)

Name

Activities

Mount Washington Alpine Resort	Ski/ Snowboard, cross country, tubing, mountain biking, hiking
12 Golf Courses	Golfing
Sports and Aquatic Centres	Swimming, Skating
Municipal Recreation Centres	Physical fitness activities
Comox Lake	Swimming, boating, camping
Several Biking Trails	Mountain Biking
Strathcona Provincial Park	Hiking, camping
Miracle Beach Provincial Park	Camping, swimming
Kitty Coleman	Fishing, camping, swimming, boating

## Schools

### Public Education

<b>Number of School Districts:</b>	1
Name of School Districts:	School District No. 71 – Comox Valley School District
Total # of Schools in District:	29

Source: [School District No. 71](#)

### District Public Schools (2007/08 data)

	#
Elementary Schools (Kindergarten to Grade 7):	17
- Student Headcount:	4,834
Secondary Schools (Grades 8 – 12):	6
- Student Headcount:	4,514
Alternate Programs	5
<b>Total Enrolment:</b>	<b>9,350</b>

### Student Enrolment (Funded FTE)

School-aged only	8,602
School-aged plus adults*	8,832

\*Includes all school-age students (5-19) and adult students (20+) working toward a Dogwood Diploma. Excludes home-schooled students.

Source: [School District No. 71](#)

### High School Graduation – District Results:

Year 2006-07

Total eligible grade 12s	634
# who graduate	579
% who graduate	91%
% with honours	49%

Note: Graduate numbers includes public schools in District.

Source: [Government of BC, Ministry of Education, Grad 12 Graduation Rates](#)

### Spending per Student:

**\$7,914** (Total Instructional (Grants / FTE)

Source: Ministry of Education – 2007-08 Operating Grant/FTE Enrolment

Source: [District Data Summary 2002-03 – 2006-07](#)

### Student Teacher Ratios:

Year 2007-08

FTE-Enrolment/FTE Teacher Ratio:	8,632/465 = 18.56
----------------------------------	-------------------

Note: Ratio is calculated by dividing full-time equivalent enrolment (School-aged plus adults) by the number of FTE Teachers (excludes principals, vice-principals, other administrative staff and school-based educators).

Source: [District Data Summary 2002-03 – 2006-07](#)

**Comox Valley – Courtenay, Comox & Cumberland, British Columbia - Site Selector Database**

**Required Provincial Exams (2007/08 Results)**

<b>Exam Letter Grade</b>	<b>F</b>	<b>C-</b>	<b>C</b>	<b>C+</b>	<b>B</b>	<b>A</b>
<b>English 10</b>						
Total # of Students:	729					
Letter Grade (%):	4%	14%	14%	13%	35%	20%
<b>Success Rate (%):</b>	<b>96%</b>					
<b>Math 10, Principles of</b>						
Total # of Students:	738					
Letter Grade (%):	5%	22%	16%	14%	28%	16%
<b>Success Rate (%):</b>	<b>95%</b>					
<b>Science 10</b>						
Total # of Students:	738					
Letter Grade (%):	5%	22%	16%	14%	28%	16%
<b>Success Rate (%):</b>	<b>95%</b>					
<b>Social Studies 11</b>						
Total # of Students:	687					
Letter Grade (%):	4%	8%	17%	15%	29%	17%
<b>Success Rate (%):</b>	<b>96%</b>					
<b>English 12</b>						
Total # of Students:	606					
Letter Grade (%):	1%	13%	18%	18%	37%	13%
<b>Success Rate (%):</b>	<b>99%</b>					

Notes:

- Certain courses must be taken in Grades 10, 11 and 12 in order to meet graduation requirements. These courses have a mandatory exam component. Required exams for Grade 10 include: English 10, Science 10 and Math 10; required exams for Grade 11 include Social Studies 11; required exams for Grade 12 include English 12.
- Success rate = C- (pass) or better

Source: [Government of BC, C Ministry of Education, Required Examinations: Course & Exam Results \(2003/04-2007/08\) SD71](#)

**Private Schools**

**Elementary School Enrolment**

	<b>#</b>
No. of Schools offering K -7:	2
	- Comox Valley Christian School (K – 9)
	- Courtenay Christian Academy (K only)
<b>Total Enrolment:</b>	<b>140 (represents K – 9)</b>

**Secondary School Enrolment**

	<b>#</b>
No. of Schools offering 8-12:	1
	- Comox Valley Christian School (Grades 8 & 9))
<b>Total Enrolment:</b>	<b>N/A</b>

Source: [Federation of Independent School Associations](#) (school info) and [BC Private Schools](#) (enrolment figures)

## Health

### Hospitals

	#
No. of Hospitals:	1 – St. Joseph’s General Hospital
No. of Teaching Hospitals:	0
No. of Beds:	234
No. of Outpatient Clinics:	6

Source: [Vancouver Island Health Authority](#)

### Physicians & Dentists in the Area

	#
Physicians:	131
Dentists:	40

Source: St Josephs General Hospital website and Comox Valley Business Directory

# LinX BC

BC's Economic Development Team

LINX BC was founded in 1998 to create opportunities in selected communities by attracting call centres to the province of British Columbia. The partnership, through the hard work of its member economic development professionals, has been extremely successful in facilitating business in the past. LINX BC is now taking this award-winning success and expanding its efforts to attract companies involved in several other economic sectors. The immediate targeted sectors are advanced manufacturing, agri-food production and tourism infrastructure development. LINX BC offers many advantages to businesses looking to locate within British Columbia including a single point of contact with prompt, efficient follow-up, sector-specific profiles and up-to-date research on opportunities and emerging markets. LINX BC combines the strength of the province's most proactive communities and the British Columbia government to seek out and assist enterprises with their expansion and re-location investments in the province.

#### Contact

Dale Wheeldon

Executive Director

Email: [invest@linxbc.com](mailto:invest@linxbc.com)

Telephone: 1-604-858-7199

Website: <http://www.linxbc.com>

INVEST  
**comox** Wildly  
Sophisticated.  
Economically **valley**  
Unconventional.

Comox Valley Economic Development Society

Contact: John Watson

Title: Economic Development Officer

Tel: (250)334-2427 Ext. 224

Email: [john@investcomoxvalley.com](mailto:john@investcomoxvalley.com)

Alt Contact: Shelley Clarke: [shelley@investcomoxvalley.com](mailto:shelley@investcomoxvalley.com)

Address: #102, 2435 Mansfield Drive, Courtenay, BC V9N 2M2